

# specifications

Style:	Perfect Chair® Classic/Electric	<b>Accessory, Table</b>	Weight Product Lbs: 2.63 lbs
Product Description:	Perfect Chair® Base/Pads/Accessories	Master Carton Quantity: 4 Units	Master Carton Dimension : 14"L x 11.25"W x 18,75"H
Volt AC:	120 (on Electric Perfect Chair® only)	Master Carton Cube: 1.71'	Weight Shipping Lbs: 11.5 lbs
AMP/Watt:	.8/92 (on Electric Perfect Chair® only)	<b>Spanner, Table</b>	Weight Product Lbs: 18.5 lbs
Recline Angle:	110-175 Degrees	Master Carton Quantity: 1 Unit	Master Carton Dimension : 18.5"L x 11.26.5"W x 7"H
Upholstery Material:	Leather/Leather Match	Master Carton Cube: 1.99'	Weight Shipping Lbs: 19.5 lbs
<b>Manual Base</b>		<b>Spanner, Wedge, Table</b>	Weight Product Lbs: 19lbs
Chair Reclined Dimensions:	28"L x 64"W x 33"H	Master Carton Quantity: 1 Unit	Master Carton Dimension : 26.5"L x 11.22"W x 7.5"H
Chair Upright Dimensions:	48"L x 40"W x 33"H	Master Carton Cube: 2.53'	Weight Shipping Lbs: 20 lbs
Weight Product Lbs:	76 lbs	<b>Interactive Memory Foam</b>	Weight Product Lbs: 12lbs
Master Carton Quantity:	1 Unit	Master Carton Quantity: 1 Unit	Master Carton Dimension : 37"L x 30"W x 4.5"H
Master Carton Dimension :	38.2"L x 30.9"W x 26.2"H	Master Carton Cube: 2.89'	Weight Shipping Lbs: 13.5 lbs
Master Carton Cube:	17.9'	Shipping Method:	Common Carrier
Weight Shipping Lbs:	83.5 lbs	Shipped From:	FOB Long Beach CA, USA
Container Quantity (40 Foot):	PC-100 Chair = 105 Sets + Pads Sets = 64 Sets	Country of Origin:	Thailand
<b>Electric Base</b>		Warranty:	3 Year Limited Warranty
Chair Reclined Dimensions:	28"L x 64"W x 33"H		
Chair Upright Dimensions:	48"L x 40"W x 33"H		
Weight Product Lbs:	78 lbs		
Master Carton Quantity:	1 Unit		
Master Carton Dimension :	52.2"L x 30.1"W x 26.2"H		
Master Carton Cube:	23.8'		
Weight Shipping Lbs:	85.3 lbs		
Container Quantity (40 Foot):	PC-200 Chair = 81 Sets + Pads Sets = 64 Sets		
<b>Pad Set</b>			
Weight Product Lbs:	20 lbs		
Master Carton Quantity:	1 Unit		
Master Carton Dimension :	45"L x 7"W x 29"H		
Master Carton Cube:	5.3'		
Weight Shipping Lbs:	23.3 lbs		
Container Quantity (40 Foot):	PC-Pad Sets Only = 423 Sets		



3030 Walnut Avenue • Long Beach, CA 90807

800-742-5493 • 562-426-8700

FAX 562-426-9690


www.interhealth.com • www.perfectchair.com

© 2004 Interactive Health® Patents Pending.  
Actual products and colors may vary. No medical claims  
are warranted or implied by the use of this product.  
Perfect Chair is a registered trademark of Interactive Health.

The Perfect Chair®



zero gravity





David Potter,  
Director of Design,  
Interactive Health  
Perfect Chair® Architect

## the vision

At Interactive Health, our vision was to create a chair so extraordinary it would be called The Perfect Chair®. Artfully blending contemporary architecture with traditional design, our Director of Design, David Potter, created the chair's bold yet classical look. By integrating our unique zero-gravity technology, then selecting the most sumptuous materials, we created a neutral body posture chaise that transcends common comfort. Truly, the Perfect Chair®.

*When given the opportunity to design a "perfect" chair, I recalled that classically designed chairs exploit the natural beauty and appealing familiarity of human proportion. This was also the key to the appeal of Renaissance architecture. Basic visual cues subconsciously invite you to interact with well-designed buildings or objects. So I chose to take a classic approach; get the human proportions right and aesthetics and comfort are quick to follow.*

*Aesthetics, engineering, comfort, health - we took care of the hard parts. All you have to do is sit down.*

*-David Potter*



## the design




With the discipline and wisdom that can only come from years of experience, we carefully researched and selected each component that would make our dream chair a reality. All materials are polished, matched or finished to obtain the highest level of luster and brilliance. Aesthetically and technically, the Perfect Chair® reflects Interactive Health's commitment to manufacture products of superior quality and value.

## aerospace science and ergonomics

Not by coincidence, the body frame ergonomics are inspired by the neutral body posture chaise position developed by NASA to support astronauts during their ascent into orbit. Modified for use in stationary applications and incorporating our multi-patented technology, the Perfect Chair® body frame is designed to provide years of comfort and can accommodate individuals weighing up to 285 lbs.

## renewable wood and master wood-workers

We are proud that the Perfect Chair® is meticulously produced, using only plantation-grown parawood that is one hundred percent renewable. Each of our master wood-workers must serve a two-year apprenticeship before being allowed to create the uniquely balanced curve that supports a Perfect Chair®. Once completed, the final inspection of every base is done only in daylight -- to ensure the flawlessness that is our hallmark.




## perfect balance



### The Warmth of Wood

Havea Brasiliensis (the rubber tree) yields one of the strongest woods on earth. This is the material we selected for producing our solid parawood base. A forty-two day process ensues after the rubber sap has been extracted from the tree. Only the very thick lower three feet of the trunk is uniform enough for the Perfect Chair's® production. The trunks are cleaned, trimmed and milled to produce individual boards that are the foundation of the Perfect Chair's® uniquely shaped legs.

Once cut to the proper length, the boards are laminated to ensure the proper thickness. Next, our woodsmiths begin to hand carve and hand sand each leg pattern until the perfect shape is produced. The wood is then finely sanded, rubbed, stained and polished – all by hand – to bring out the natural grain and beauty of the wood. Finally, the wood is coated with multiple layers of lacquer for protection and to further illuminate its elegant design.



### The Strength of Steel

A separate manufacturing process is utilized to assemble the high-tensile strength steel body frame. Once the frame has been shaped to the specified neutral body posture chaise position, the steel is sandblasted, cleaned and powder-coated with a protective surface that ensures a long life free from the debilitating effects of humidity or corrosive salt air.

The Perfect Chair® glides on nickel-plated guide rails, formed in graceful precision arcs that suspend the body frame from the legs. The steel is formed and fitted to each leg assembly, and high precision, rubber-covered ball bearing wheels are installed to ensure a smooth, quiet glide when reclining. Reliability, strength and ease of use are guaranteed with a brake control system designed by Interactive Health. The brake locks are produced by Mechlock™ a leading manufacturer of seating brakes.





### The Durability of Micro-Suede

Our Micro-Suede is made from the finest of all man-made fibers, finer than the most delicate silk. In addition to the allure of a plush, velvety surface, our Micro-Suede also delivers long-lasting performance and breathability. With an air of opulence, Micro-Suede makes for a cozy retreat at the end of a demanding day.

### The Luxury of Leather

Surrounding yourself in fine leather is the ultimate luxury. Selecting from only top grain hides from the U.S., Australia and Italy, our leather is carefully measured, cut and sewn all under one roof. Beautiful French triple stitch patterns are sewn into our leather, reflecting the quality, time and effort each seamstress invests in the preparation of a single pad set.



## the finest materials

Once in a while a product comes along that seems different ... something that not only serves its purpose, but redefines it, a product with craftsmanship that goes beyond the norm. Its design has a look that is everlasting. Something like this has only one word to describe it.

Perfect.





## the classic

The zero-gravity recline of the Perfect Chair® offers a unique experience. As your feet rise above your heart, pressure is removed from your spine, allowing absolute surrender to deep relaxation.

- Extra wide leg rest provides maximum comfort
- Hand-carved, hand-finished base pleases the eye and is constructed for years of use.
- Interactive Health's easy-to-use brake control system with the Mechlock™ brake allows precise position control and is extremely reliable.
- Ergonomically shaped, adjustable headrest cushion allows you to customize the angle of comfort for your head and neck.
- Exclusive guide rail system ensures smooth recline motion.
- Multi-patented construction throughout means the Perfect Chair® is one of a kind.



The neutral body posture chaise position elevates your legs above your heart, relieving weight from your spine. Doctors recommend this as the healthiest way to sit.



The adjustable headrest feature allows you to customize the optimum angle of comfort to maximize neck support while reading or watching television at any recline angle.



perfect escape

# perfect combination



Our two-level, suspended Wedge and Spanner Tables connect directly between two Perfect Chairs<sup>®</sup>, allowing you to create your own unique home theatre ensemble. When connected by Wedge Tables, a group of chairs will form a graceful arc. With Spanner Tables, multiple chairs sit together in a straight line.

The Accessory Table sits on a single Perfect Chair<sup>®</sup> and holds snacks and beverages.



perfect selection



leather

Our many beautiful **wood** finishes combine with  
our fashionable **upholstery** choices  
to let **you create** the Perfect Chair®  
for your own **home decor**.



micro-suede

# electric perfect chair

Ultimately effortless, the electric Perfect Chair®'s high-performance recline system lets you feel as if you're floating.

The electric recline system is activated by an easily reachable fingertip control.



Whisper-quiet motors take the chair from upright to full recline in less than fifteen seconds.



**Memory Foam Pad Insert**  
The Perfect Chair® evenly distributes your body weight to eliminate all pressure points, and the visco-elastic properties of this insert respond to your body's unique contours to create an exact match between you and your chair.

## accessories



**Lumbar Air/Foam Pillow**  
Adjustable support for your lower back, right where you want it.



**Extendable Foot Rest**  
Stretch all the way out, and get comfortable support to the tips of your toes.



**Spanner or Wedge Table**  
A perfect complement to any two Perfect Chairs®, the Spanner or Wedge Table holds reading materials, snacks, beverages, remote controls -- whatever you need to stay right where you are. You can connect a whole row of Perfect Chairs® into the ultimate home theatre seating.



**Accessory Table**  
Since you'll never want to leave your Perfect Chair®, we designed an option to allow you to hold most beverages in an Accessory Table, crafted and finished in the same solid parawood as your chair base.